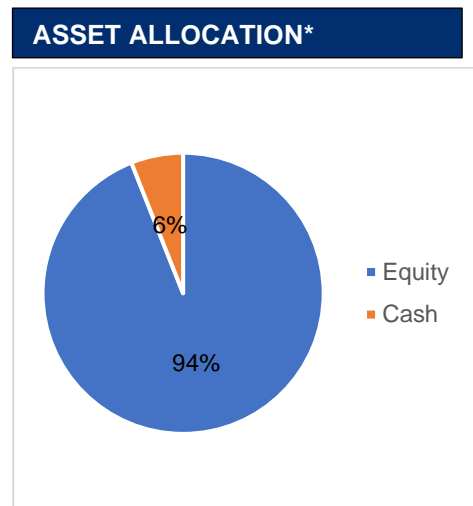
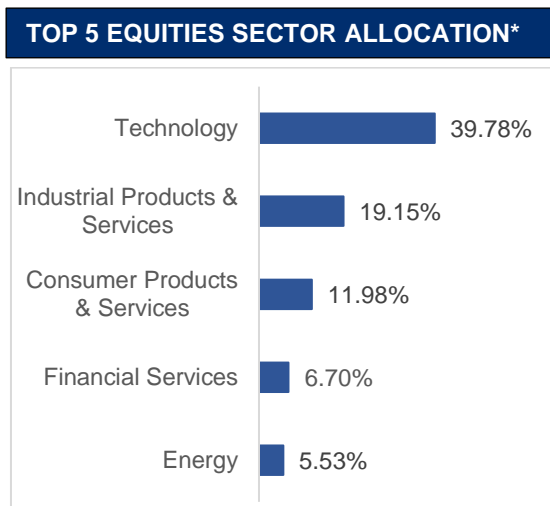
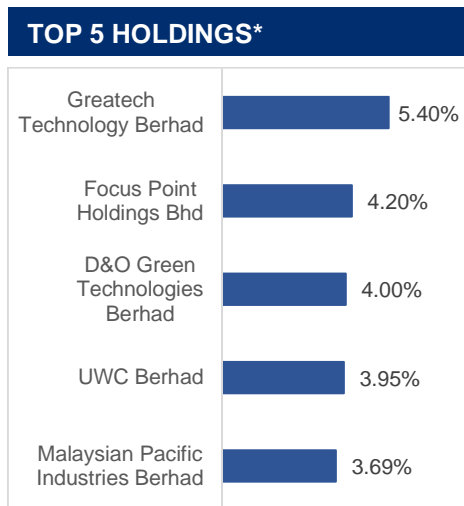




PHILLIP PEARL FUND

JANUARY 2023 (as at 31 DEC 2022)

FUND DETAILS		FEES, CHARGES & TRANSACTION DETAILS			
Fund Objective	The Fund aims to achieve maximum capital growth over a medium to long-term period by investing mainly in small to medium-sized companies that have excellent prospects for growth.	Sales Charge	Up to 5.50%	Minimum Initial Investment	RM500
Investment Manager	Phillip Capital Management Sdn Bhd	Redemption Charge	Nil	Minimum Additional Investment	RM100
Trustee	MTrustee Berhad	Management Fee	Up to 1.50% p.a.	Minimum Regular Investment	RM100
Fund Category/Type	Equity / Growth	Trustee Fee	Up to 0.06% p.a.		
Income Distribution	Once a year, if any	INCOME DISTRIBUTION			
Launch Date	6 January 1997	Distribution Date	Distribution/Unit (Net)	NAV/Unit before Distribution (RM)	NAV/Unit after Distribution (RM)
Unit NAV	RM0.4646	31/03/2021	2.00 sen	0.6075	0.5875
Fund Size	RM50.676 million				



*As percentage of NAV

INCOME DISTRIBUTION (PAST 10 YEARS)

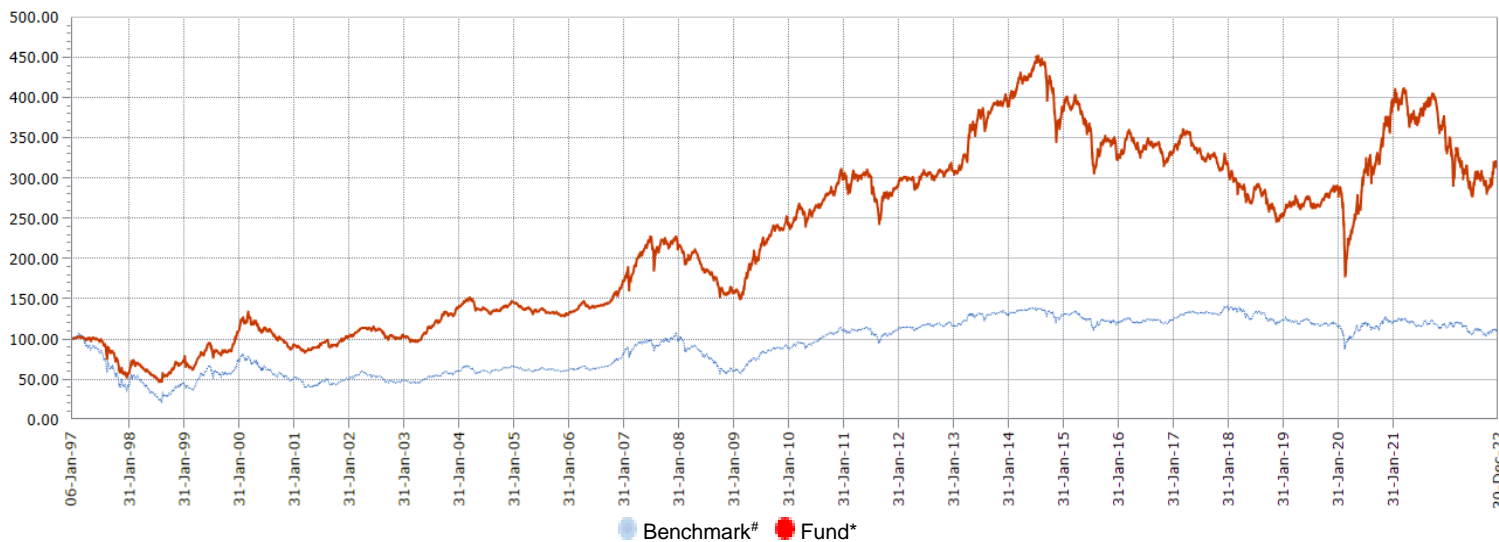
Year	2013	2014	2015	2016	2017	2018	2019	2020	2021	2022
Gross distribution (sen)	6.50	7.00	7.50	7.50	7.00	5.00	3.00	2.00	2.00	-
Distribution yield (%)	7.06	6.30	7.56	9.12	9.34	8.82	6.42	5.88	3.29	-

PERFORMANCE TABLE

	1 Mth	3 Mths	6 Mths	1 Yr	3 Yrs	5 Yrs	10 Yrs	YTD	Since Launch
Fund*	0.74	5.85	6.90	-16.54	8.12	-2.47	0.10	-16.54	209.82
Benchmark#	0.64	7.26	3.83	-5.37	-5.49	-17.32	-6.44	-5.37	42.05

*Source: Lipper for Investment Management, 31 Dec 2022. Fund sector: Equity Malaysia Small & Mid Cap
#Benchmark: FTSE Bursa Malaysia EMAS Index (FBMS), source: Bloomberg, 31 Dec 2022

FUND PERFORMANCE



FUND MANAGER'S COMMENTARY

The local bourse started the month low due to concerns over further rate hikes, slowing global growth and policy changes by the newly-elected government. However, it recovered towards the last few trading days and ended the month in positive territory due to window-dressing activities. Market sentiments may have also improved after Prime Minister Dato' Seri Anwar bin Ibrahim won a motion of confidence in Parliament on 19 December 2022. Foreign investors remained net sellers while local institutional investors were the largest net buyer for the month. The top three best-performing sectors in December 2022 were plantation, transport and healthcare while the top three worst-performing sectors were property, construction and telecom.

While fading reopening tailwinds and rate hikes will weigh on the growth in 2023, outlook is nonetheless anticipated to improve on the back of accelerating recovery at laggard sectors as reopening by China will boost trade, tourism and commodities demand as well as prices. We continue to believe the government is unlikely to implement any negative policy changes relating to subsidies and taxes as it focuses on cost-of-living issues. Overall, we also believe in focusing on sufficient liquidity to take advantage of market weakness with medium-term investment objectives.

DISCLAIMER

VOLATILITY FACTOR

Based on the Fund's portfolio returns as at 31st Dec 2022, the Volatility Factor (VF) for this Fund is 24.11 classified as "Very High" (Source: Lipper). "Very High" includes funds with VF that are more than 18.83 (Source: Lipper). The VF means there is a possibility for the fund in generating an upside return or downside return around this VF. The Volatility Class (VC) is assigned by Lipper based on quintile ranks of VF for qualified funds. VF is subject to monthly revision and VC will be revised every 6 months. The fund's portfolio may have changed since this date and there is no guarantee that the fund will continue to have the same VF or VC in the future. Presently, only funds launched in the market for at least 36 months will display the VF and its VC.

DISCLAIMER

Important information: This factsheet has been prepared by Phillip Mutual Berhad on the basis of publicly available information, internally developed data and other sources believed to be reliable. Whilst all reasonable care has been taken to ensure that the facts stated are accurate and the opinions are fair and reasonable, neither Phillip Mutual Berhad, nor any director or employee, shall in any way be responsible for any reliance placed on its contents. Past performance is not necessarily an indication to future performance. The price of the units and income distributions, if any, may go down as well as up. Returns may vary from year to year and is not guaranteed. Where a distribution is declared, investors are advised that following the distribution, the NAV per unit will be reduced from cum-distribution NAV to ex-distribution NAV.

THIS DOCUMENT IS NOT AN OFFER TO PURCHASE UNITS OF THE MASTER FUNDS. The Phillip Master Prospectus (Master Prospectus) of the Fund dated 19th December 2020 has been registered with the Securities Commission and it can be obtained from any of our sales offices and institutional sales agents as listed in the Master Prospectus. Any issues of securities/units to which the prospectus relates will be only made on receipt of a form of application referred to in and accompanying a copy of the Master Prospectus. Under all circumstances, investors are advised to read and understand the contents of the Master Prospectus and consider the fees and charges involved before investing in the unit trust fund.

The Manager wishes to highlight the specific risks of the Fund are Market Risk, Stock-Specific Risk, Liquidity Risk, Interest Risk, Credit Risk and Risk of Investing in Futures for the purpose of hedging. These risks and other general risks are elaborated in the Master Prospectus. A Product Highlights Sheet is available and that investors have the right to request for a Product Highlights Sheet. The Product Highlights Sheet and any other product disclosure document should be read and understood before making any investment decision.